


# Specifying Premium Nordic Softwood For Joinery

Redwood, Whitewood and Lunawood®



wrightforest  
products

# Nordic Redwood & Whitewood

**NORDIC SOFTWOOD.** Wright Forest is Australia's largest specialist importer of high quality Nordic softwoods for joineries and manufacturers. Nordic Redwood (*Pinus Sylvestris*) and Nordic Whitewood (*Picea Abies*) are the two species available for joinery and mouldings. These are generically known as 'Baltic'. Nordic Redwood in particular is the preferred species by European, North African, Japan and Korean joiners and manufacturers. Whitewood is also increasing in demand for high quality applications.

Adapting these products for modern construction and heritage restoration we employ innovative technologies in drying and treatments such as chemical impregnation and thermal treatments for increased durability and stability. Thermowood from our partner Lunawood® is typical of these innovations.

Our products are sourced from certified manufacturers under the European Program for the Endorsement of Forestry Certification Systems (PEFC).

## HISTORY

Nordic softwoods, also referred to as 'Baltic' or 'Deal' have a rich history dating from European settlement of Australia. There is a rich history spanning three centuries using this prized timber. From Norway to the Baltic's, sailing ships plied the torturous journey to Australia loaded with 'Baltic' for use in building and joinery.


Often used as ballast on sailing ships returning from UK and European ports with shipments of Australian commodities such as grain, wool and gold. Baltic construction timbers sourced from Norway and other Nordic countries provided desperately needed building materials for the burgeoning Colonies.


Sawn timber, flooring, lining board and weatherboards, sold through UK trading houses, were loaded into fragile sailing ships for the seven week voyage to Australian ports such as Hobart, Fremantle, Melbourne and Port Adelaide.


The Wright family archives describe imports of these timbers back to 1853.


Now today we import these same timbers to the use in joinery and mouldings for clients across Australia. An enviable heritage.

NOMINAL (ACTUAL)	REDWOOD	WHITEWOOD SAWN	WHITEWOOD DRESSED	LUNAWOOD
25x50 (19x42)			•	
25X75 (19x70)	•		•	
25X100 Side Board	•			
25X100 (19x90)	•		•	•
25x125 (19x120)			•	
25X150 Side Board	•			
25X150 (19x140)	•	•	•	•
25X200	•			
38X125	•			•
38X150	•			•
50X75	•			•
50X100	•	•		•
50X125	•			•
50x150	•	•		•
50X175	•			•
50X200	•			•
50X250	•			
63X150		•		
75x150	•			
75x200	•			
75x225		•		

Lunawood Thermo D		
	Timber Species	Nordic Redwood <i>Pinus Sylvestris</i>
	Certification	Sourced from PEFC forests and processors
	Treatment	Thermo D
	Use Class	EN:350-1/2 UC3 Wood above ground weather exposed;
	Grade	AB
	Moisture Content	4-6%

Whitewood Sawn		
	Timber Species	Nordic Whitewood <i>Picea Abies</i>
	Certification	Sourced from PEFC forests and processors
	Treatment	Natural
	Use Class	Durability Class 3
	Grade	NTC Saw Falling (US I-V)
	Moisture Content	12% (+-2%) unless otherwise stated

Redwood Sawn		
	Timber Species	Nordic Redwood <i>Pinus Sylvestris</i>
	Certification	Sourced from PEFC forests and processors
	Treatment	Natural
	Use Class	Heartwood Class 2 Sapwood Class 3
	Grade	NTC A (US I-IV or I-III)
	Moisture Content	12% (+-2%) unless otherwise stated

Whitewood Dressed		
	Timber Species	Nordic Redwood <i>Picea Abies</i>
	Finish	Dressed 4 sides
	Treatment	Natural
	Use Class	Durability Class 3
	Grade	NTC AB (US I-V)
	Moisture Content	12% (+-2%)



**TECHNICAL CHARACTERISTICS;** Nordic softwood is the preferred species group by European joinery and moulding manufacturers. Ideally suited to machining for joinery and moulding components giving a high quality finish. The timber has excellent paint holding, nailing and gluing performance. Nordic softwoods continue to move naturally with the weather conditions. As with many natural timber species, some are prone to sap bleeding in certain environments. Take care with your selection as sap bleeding can continue indefinitely.

Nordic joinery grade is characterized by small, sound knotted timber, graded to the best face. Other qualities are available such as Side Board with very knots, 'continuous-grain' laminated, and 'thermally-modified' for stability and extra durability. We select the highest quality raw material grades from premium softwood mills, mainly in Finland and Estonia. We specialize in fine grained northern quality from the Arctic regions, where the growth rate is extremely slow. This produces super fine grained dense and durable timber. Nordic softwood is durable but can be impregnated with various treatments or used natural depending on preference.

**SAFETY;** is always top priority. Avoid inhaling wood dust during processing. Always use safety equipment when working

**DURABILITY;** Like all natural timber, correct design, installation and periodic maintenance is the key to durability. For decay to occur, moisture, air and a biological agent must all be present. By eliminating one of the elements you will be assured of durability indefinitely.

**FINISHING;** To maximize durability (except Lunawood which can be used without coating) we recommend using a base primer and three coats of high quality oil based paint to exterior surfaces.

**MAINTENANCE;** To maintain your investment and avoid costly call backs we recommend repainting every five to six years depending on the exterior aspect and local environment. Exposure to direct sunlight gradually breaks down



#### DISCLAIMER

The information provided herein is correct at time of publication. Specifications or details may change from time to time without notice. Please consult your building products supplier for further information. Technical literature and MSDS are available from

Distributed by Wright Forest Products Pty Ltd

Order online from [www.wrightforestproducts.com.au](http://www.wrightforestproducts.com.au)

Or contact your local Stockist or Joinery

Available from:

